



## Swimming Pool Application Requirements

### SWIMMING POOL

Any structure intended for swimming or recreational bathing that contains water over 24 inches (610 mm) deep. This includes in-ground, above-ground and on-ground swimming pools, hot tubs and spas

A copy of the pool company brochure and installation requirements is necessary to obtain a building permit for swimming pools. Some pools may require construction drawings; the Building Code official will contact you if more information is required. Only complete applications that include the required documents as described below will be accepted for review.

Once plans are submitted, any revision to the project that alters the original description must be approved.

This checklist is provided to insure you have all materials necessary to submit for your project. This checklist will be used to review your application submittal for acceptance. **Plans will not be accepted if the checklist is not followed.**

FOR QUESTIONS OR TO SCHEDULE AN APPOINTMENT CONTACT THE BUILDING DEPT.

### GENERAL REQUIREMENTS FOR SUBMITTAL *(As applicable)*

- Completed Permit Application.
- Site Plan showing the dimensions and setbacks of existing and proposed structures; See Sample Site Plan.
- Certificate of Workers Compensation naming the township as the holder or Certificate of Exemption. (All applications)
- Proof of property ownership. (*Deed*)
- Home owners letter of approval.
- A copy of the pool company brochure and installation requirements.
- All documents which are prepared by state licensed professional(s) shall be stamped and wet signed (including revisions) before issuance of permits.

All swimming pools must be surrounded by a fence or barrier at least 48" in height. Above ground pools with sides at least 48" above grade do not require a fence. If the house is used as one side of the fence, then one of the following must be provided: a power safety cover, or all doors / screens that open to the pool must be equipped with an audible warning device, with deactivation switch 54" off the floor, or equipped with self closing and latching devices.

BE SURE TO INDICATE THE TYPE OF FENCING ON THE SITE PLAN





# North Strabane Township

1929 Route 519 South  
Canonsburg, PA 15317  
(724) 745-8880 • Fax (724) 745-8935

Permit No. \_\_\_\_\_

## Swimming Pool Permit Application

**A. Applicant:**Applicant is:  Owner  Authorized agent of owner

Name / Co.

Phone

Email

Street address

Suite

City

State

Zip

**B. Owner (if different from applicant)**

Name / Co.

Phone

Email

Street address

Suite

City

State

Zip

**C. Property information:**

Street address

Parcel ID.

Lot No.

City

State

Zip

Plan Name

**D. Purpose of application:** Residential  Commercial Above ground pool In-ground pool Indoor pool Demolition

Pool installer

Phone

Email/Fax

Electrical contractor

Phone

Email/Fax

Variances / Other

Project value est. \$

**E. Declaration of applicant**

I HEREBY CERTIFY THAT ALL STATEMENTS CONTAINED ABOVE ARE, TO THE BEST OF MY KNOWLEDGE, TRUE AND CORRECT AND HEREBY APPLY FOR A BUILDING PERMIT TO PERFORM THE WORK ON THE PREMISES AS DESCRIBED ABOVE. I FURTHER UNDERSTAND THAT I MUST COMPLY WITH THE PROVISIONS OF ALL LAWS AND ORDINANCES AS ADOPTED BY THE TOWNSHIP AND THE UNIFIED CONSTRUCTION CODE OF PENNSYLVANIA.

\_\_\_\_\_  
Signature of applicant\_\_\_\_\_  
Date



Workers' Compensation Insurance Coverage Information  
(Attach to building permit application)

- A. The applicant is a contractor within the meaning of the Pennsylvania Workers' Compensation Law  Yes  No

If "Yes", Complete sections B and C below as appropriate

---

---

B. Insurance Information

Name of Applicant \_\_\_\_\_

Federal or State Employer Identification No. \_\_\_\_\_

Applicant is a qualified self-insurer for workers' compensation.  Certificate Attached.

Name of Workers' Compensation Insurer \_\_\_\_\_

Workers' Compensation Policy No. \_\_\_\_\_

Policy Expiration Date \_\_\_\_\_

---

---

C. Exemptions

*Complete section C if the applicant is a contractor claiming exemption from providing workers' compensation insurance.*

The undersigned swears or affirms that he/she is not required to provide workers' compensation insurance under the provisions of Pennsylvania's Workers' Compensation Law for one of the following reasons as indicated:

- Contractor with no employees. **Contractor prohibited by law from employing any individual to perform work pursuant to this building permit unless contractor provides proof of insurance to the township**
- Religious exemption under the Workers' Compensation Law

Subscribed and sworn to before me this

\_\_\_\_ Day of \_\_\_\_\_ 20 \_\_\_\_

\_\_\_\_\_  
(Signature of Notary Public)

My commission expires: \_\_\_\_\_

(SEAL)

Signature of applicant: \_\_\_\_\_

Address: \_\_\_\_\_  
\_\_\_\_\_

County of: \_\_\_\_\_

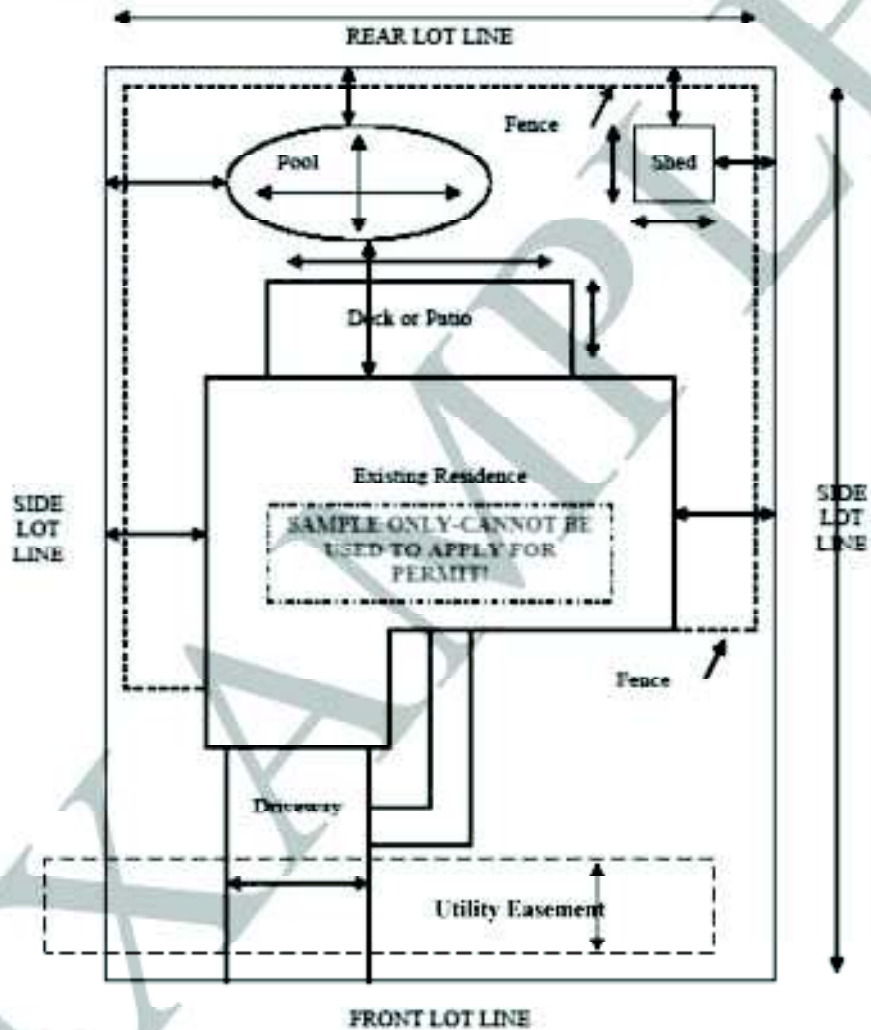
Municipality of: \_\_\_\_\_



## TYPICAL SITE PLAN (EXAMPLE ONLY)

All existing structures & proposed structures applied for under permit must be drawn on copy of survey/site plan.

Copy of completed survey must be submitted with permit application.



Include all dimensions where lines are shown.

Example: 25'6"







# North Strabane Township

1929 Route 519 South  
Canonsburg, PA 15317  
(724) 745-8880 • Fax (724) 745-8935

Permit No. \_\_\_\_\_

## **SEALED SURVEY WAIVER**

*(NOT TO BE USED FOR NEW SINGLE FAMILY DWELLINGS)*

**The Township, at its sole discretion, reserves the right to require a sealed survey prior to the issuance of any construction, grading alteration, demolition or other permit.**

NOT TO BE USED FOR NEW RESIDENTIAL STRUCTURES

Parcel Id. No. \_\_\_\_\_

I, \_\_\_\_\_, certify that the information shown  
(PRINT NAME)

on the accompanying drawing is representation of my existing home and property lines. All information is correct and true and all easements, right-of-ways, buildings, property lines, setbacks and any other recorded requirements are shown on the drawing.

I further understand that I am solely responsible for showing all recorded information and agree that North Strabane Township is neither responsible for providing nor keeping records of deeds and recordings of properties within the Township and that the Township is not responsible for the removal, demolition or damages incurred by the property owner should this structure encroach on or into any unidentified easement or other as above mentioned.

Signature: \_\_\_\_\_ Date: \_\_\_\_\_

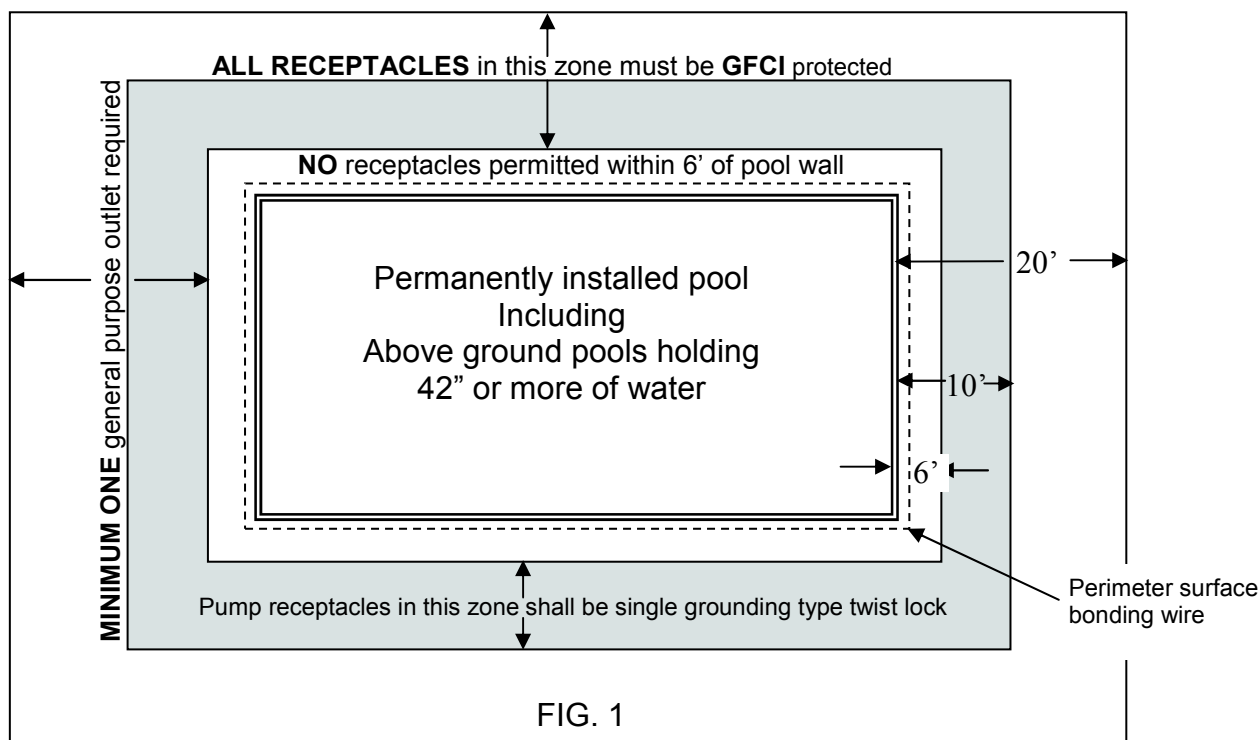


## ELECTRICAL REQUIREMENTS

The following is use as reference only, **IT IS NOT** the intent that this document to be used as an instructional guide nor does it address all situations. References materials are from the 2009 International Residential Code and 2008 National Electric Code.

### 1. Location of Receptacles

- a. NO receptacles shall be placed within 6 feet of the pool
- b. All outlets for 15 and 20 ampere, 125 or 240 volt circuits for swimming pool pump motors shall be GFCI protected regardless of proximity to pool and whether the pump is plug and cord or hard wired.
- c. Receptacles for pumps and other equipment provided for the circulation and or sanitation of the water shall be not less than 10 feet from the pool wall or if all of the following exist not less than 6 feet:
  - (1) Consist of a single receptacle
  - (2) Has locking capabilities such as twist lock
  - (3) Is the grounded type
  - (4) Has GFCI protection
- d. An additional 15 or 20 amp general purpose receptacle shall be located between 6 feet and 20 feet from the inside wall of the pool. This receptacle shall be GFCI protected and located no higher than 6 feet 6 inches above the floor, platform or grade and may be installed with out conduit so long as it is approved for direct burial and 12 inches below grade.
- e. All outside receptacles shall be supported by a 4 x 4 post or equivalent.
- f. All outside receptacles shall have in use covers. (Bubble Covers)
- g. Under water luminaries (lights) shall be installed in accordance with manufactures instructions, NEC 680.23 and IRC 4206.4.



### 2. Pool Pump and Accessories

- a. Pool pump and accessories shall be at least 3 feet from the pool
- b. A flexible cord and plug for pool pumps shall be no longer than 3 feet and have a min. #12 AWG equipment grounding conductor and a grounding type attachment plug (See 1.B above)
- c. Permanently wired equipment shall be provided with a means disconnection within site of the equipment and no closer than 5 feet from the inside wall of the pool, hot tub or spa.

### **3. Wiring Methods**

- a. Except as modified by the code for special circumstances, circuits installed for pool assisted motors shall be in ridged metal conduit, intermediate metal conduit, reinforced thermosetting resin conduit, ridged poly vinyl chloride conduit or type MC cable listed for the location.

<b>(1) Type Conduit</b>	<b>Minimal burial depth (in)</b>
Ridged metal conduit	6
Intermediate Metal Conduit	6
Nonmetallic for direct burial raceways	18 (May be reduced to 12" if 15 / 20 amp GFCI)
Other approved raceways	18

- b. **Grounding** - Any wiring method shall contain an additional insulated copper equipment grounding wire sized accordingly but not any smaller than 12 AWG.

- c. **Bonding** - All metal parts within 5 feet of the pool wall shall be accomplished with solid copper wire, insulated or bare, not less than #8 AWG or ridged metal conduit of brass or other corrosion resistant metal. (See FIG. 2)

- (1) Bonding shall include but not be limited to: Conductive pool shells, including concrete, structural reinforcing steel or copper conductor grid if reinforcing steel is epoxy coated, 3 feet of the perimeter surface whether paved or unpaved, all metallic parts of the pool, underwater lighting, metal fittings within or attached to the pool, metal parts of pool electrical equipment including any metal conduit or other wiring method, pumps, heaters, covers, etc. **Exception:** Double insulated motors,
- (2) Perimeter surface bonding shall extend 3 feet from the inside walls of the pool and attached to the conductive surfaces of the pool in 4 uniformly spaced parts around the pool. Bonding may be accomplished by one of the following: (See FIG. 1)
  - Bonding of the structural steel or copper grid in concrete or for paved areas.
  - A minimum 8 AWG bare solid copper wire around the perimeter of the pool between 18 and 24 inches from the pool wall and not less than 4 inches or more than 6 inches below the sub grade for **paved or unpaved** areas.
- (3) An intentional bond of a min. conductive surface of 9 square inches shall be installed in contact with the pool water at all times. (See Fig. 3)

### **4. Protective Barriers (General requirements not all inclusive)**

- a. All outdoor pools, hot tubs or spas containing 24" or more of water shall be protected by a barrier which complies with appendix G of the International Residential Code:
- (1) Barriers shall be at least 48" from grade. (The sides of above ground pools is sufficient so long as the top is 48" from grade)
  - (2) Openings in barriers shall not allow the passage of a 4" sphere.
  - (3) Gates shall be self closing and latching.
  - (4) Where a wall or walls of a dwelling serve as part of the barrier one of the following shall be provided:
    - The pool shall be equipped with a power safety cover
    - Doors / screens with direct access shall be equipped with an audible warning device with deactivation switch 54" off the floor
    - Doors shall be equipped with self closing and latching devices
  - (5) Ladders or steps for above ground pools must be capable of being secured, locked or removed.
  - (6) Spas and hot tubs equipped with a safety cover complying with ASTM F1346 are exempt from the barrier requirements.

FIG. 2

All fixed metal parts within 5 feet of the of the inside walls of the pool shall be bonded unless separated by a permanent barrier

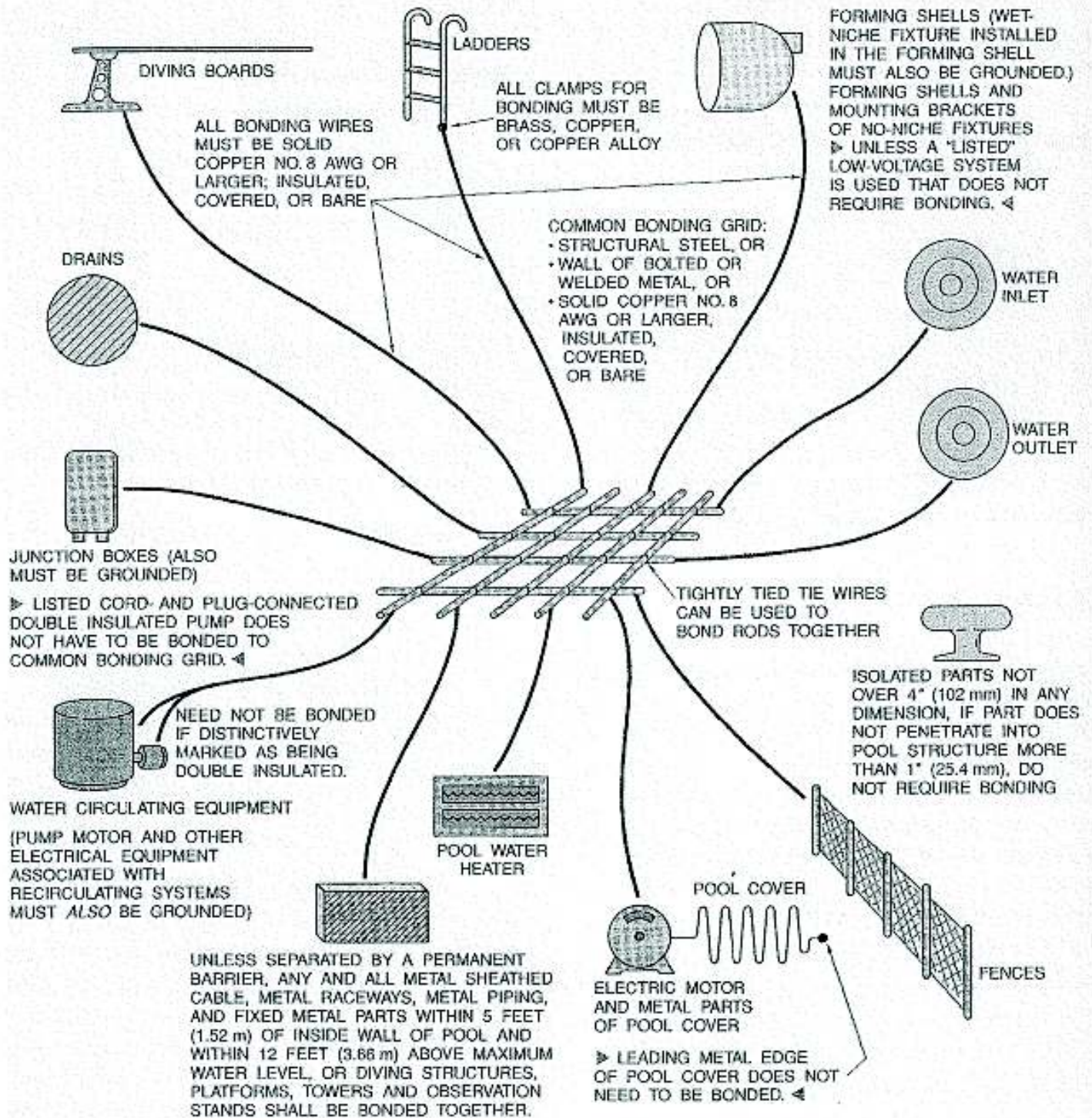


FIG. 3

One example of bonding for pools with no conductive items in contact with water



### WATER BONDING

1. Water in concrete pools with bonded reinforcing steel is considered bonded. No additional bonding is required.
2. Water with bonded metal ladders, drains, lighting or other over 9 square inches is considered bonded.
3. Shown here is one method of water bonding for non conductive pools. Follow manufactures instructions for installation